

# Powering The Growth Journey of The Nation

**CPCB IV+**

Range - 10 kVA - 82.5 kVA



**Best-in-class  
Fuel Efficiency**



**Small  
Footprint**



**Excellent Block  
Loading Capacity**



**Lowest Cost of  
Ownership**



**Widest Sales &  
Service Network**



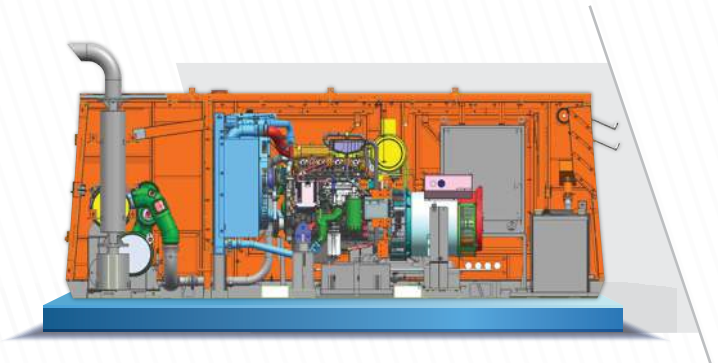


## Engine

- Lowest fuel consumption
- Dry type air cleaner with service indicator with lube oil & coolant
- Engine with Electrical Starter Motor
- Engine With battery charging alternator

## Acoustic Enclosure

- Designed to meet stringent MoEF/ CPCB norms
- Designed to operate in extreme climatic conditions in temperatures ranging from -10°C to 55°C without any external aid
- Long lasting superlative fade resistant paint
- Draw out type fuel tank for easy maintenance
- Fire retardant acoustic and insulation material (PU Foam/Rockwool) for better safety
- Easy access for serviceable parts
- Pre - treatment process with UV resistant powder coating of all parts
- Engine and alternator are mounted on a common base frame with AVM pads

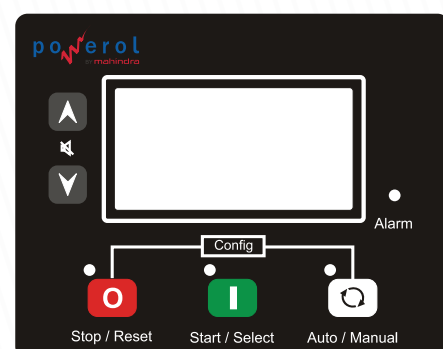


## Alternator

- Brushless screen protected, Drip proof, Self-excited, Self regulated IS/IEC60034-1
- A reliable long life with superior class 'H' insulation
- Ease of maintenance with integrated components and outboard Exciter/Rotating Rectifier
- Sealed bearing for lesser maintenance & longer life

## Controller (10 kVA - 320 kVA)

- The GC1114 with full graphic LCD display (back-lit with power save mode). It supports Auto (AMF, remote start/stop, cyclic) and Manual modes



- Measures voltage and frequency (1ph/3ph) for mains and genset
- Auto Exercise Mode (2 events) for pre-set start/stop
- Monitors engine safety parameters via analog resistive sensors and digital inputs
- Includes totalizers (starts, hours, kWh, kVAh), event log (100 entries with RTC), and parameter configuration via PC or control keys. Multi-level password protection prevents tampering

## Control Panel

Powder Coated Control Panel for weather-proof and long lasting finish. The control panel consists of the following parts:

- Power Cable/Bus bars with suitable capacity with incoming/outgoing terminals.
- Indicator lamps for 'Load on' and 'Set Running'.
- Battery Charger 1 X 12 / 24 Volts DC
- Fuses/MCBs for control circuit safety protection
- MCCB of suitable rating with short circuit protections.

## Optional Accessories

- Cold Starting System
- PMG Alternator, Space heater, RTD/BTD
- Auto Manual Fail/Auto Transfer Switch/ Sync Panel. RMS from 10kVA Onwards

## Remote Monitoring System

- RMS is standard scope above 75 kVA IOT incorporated for continuous remote monitoring of engine operational parameters like running hours, health, RPM, logs of the error and operational parameters through app and web - based platforms
- Helps in monitoring of generator or entire fleet of generators from anywhere, any time ensuring good health and efficiency of the generator
- Can be available for other range also it required



## Smart Generator Management Solutions

- Receive timely notifications for maintenance checks (A Check/B Check), ensuring you never miss a critical service moment
- Tailor preventive maintenance schedules to the specific needs of your generators, enhancing their efficiency and reliability
- Automate maintenance tasks to stay ahead of potential issues, minimizing downtime and prolonging equipment lifespan
- Keep track of each fueling event to ensure accuracy and deter theft
- Examine fuel consumption patterns to pinpoint inefficiencies and improve fuel efficiency
- Boost operational transparency with our generator fuel traceability system, enabling precise fuel tracking and management

# TECHNICAL SPECIFICATIONS

Genset Rating (kVA)	10	15	15*
DG Model	M10DR	MB15DR	M15DR
Power Rating (kWe)	8	12	12
No. of Phases	1/3	1/3	1/3
Output Voltage (V)	230/415	230/415	230/415
Power Factor (lagging)	0.8	0.8	0.8
Current (A) (1 Phase / 3 Phase)	43.5/13.9	65.2/20.9	65.2/20.9
Frequency (Hz)/ RPM	50/1500	50/1500	50/1500
Governing Class	G2	G2	G2
Starting System (volt)	12 V DC electrical	12 V DC electrical	12 V DC electrical
Fuel Tank Capacity (lit)	55	55	75
Genset Weight Dry	725	690	725
Genset Dimension (LxWxH) (mm)	1750 X 900 X 1250	1750 X 900 X 1250	1990 X 900 X 1330
Controller Model	GC 1115	GC 1115	GC 1115
<b>Engine Specifications</b>			
Make	Mahindra	Mahindra	Mahindra
Model	M2155G1	M2155G2	M3205G1
Fuel system	Mechanical	Mechanical	Mechanical
Rated Power Output (Hp)	16.3	18.3	22.7
Compression Ratio	20.5:1	20.5:1	19.5:1
Aspiration	Naturally Aspirated	Naturally Aspirated	Naturally Aspirated
No. of Cylinders	2	2	3
Bore x Stroke (mm)	88.9 x 120	88.9 x 120	88.9 x 110
Displacement (Ltr)	1.5	1.5	2.0
Lube Oil Specification	SAE 15W40 CI4+	SAE 15W40 CI4+	SAE 15W40 CI4+
Total Lube Oil capacity (lit)	5	5	6.2
Lube Oil Change Period (hrs.)	500Hrs	500Hrs	500Hrs
System (Engine & radiator) Coolant Capacity (lit)	7.7	7.7	7.7
<b>Alternator Specifications</b>			
Make	CG/LS/Equivalent	CG/LS/Equivalent	CG/LS/Equivalent
Enclosure Type	IP23	IP23	IP23
Voltage Regulation	+/- 1%	+/- 1%	+/- 1%
Class of Insulation	H	H	H
Maximum Unbalanced load across Phases	25%	25%	25%
Total Harmonic distortion	AT NO LOAD <2.5%	AT NO LOAD <2.5%	AT NO LOAD <2.5%

All Specifications are at Standard NTP operating conditions

• # Engine Power at 100 % load • \*For special application • Standard warranty of 2 Years/5000 Hours, 5 Years 5C warranty

Disclaimer: Technical data and specifications are subject to change without notice.

## TECHNICAL SPECIFICATIONS

Genset Rating (kVA)	20	20*	25
DG Model	MB20DR	M20DR	MB25DR
Power Rating (kWe)	16	16	20
No. of Phases	1/3	1/3	1/3
Output Voltage (V)	230/415	230/415	230/415
Power Factor (lagging)	0.8	0.8	0.8
Current (A) (1 Phase / 3 Phase)	87/27.8	87/27.8	108.7/34.8
Frequency (Hz)/ RPM	50/1500	50/1500	50/1500
Governing Class	G2	G3	G3
Starting System (volt)	12 V DC electrical	12 V DC electrical	12 V DC electrical
Fuel Tank Capacity (lit)	75	75	75
Genset Weight Dry	780	790	790
Genset Dimension (LxWxH) (mm)	1990 X 900 X 1330	1990 X 900 X 1330	1990 X 900 X 1330
Controller Model	GC 1115	GC 1115	GC 1115
<b>Engine Specifications</b>			
Make	Mahindra	Mahindra	Mahindra
Model	M3205G2	M3205G3	M3205G3
Fuel system	Mechanical	Electronic	Electronic
Rated Power Output (Hp)	25.2	30.5	30.5
Compression Ratio	19.5:1	18.7:1	18.7:1
Aspiration	Naturally Aspirated	Turbocharged	Turbocharged
No. of Cylinders	3	3	3
Bore x Stroke (mm)	88.9 x 110	88.9 x 110	88.9 x 110
Displacement (Ltr)	2.0	2.0	2.0
Lube Oil Specification	SAE 15W40 CI4+	SAE 15W40 CI4+	SAE 15W40 CI4+
Total Lube Oil capacity (lit)	6.2	7	7
Lube Oil Change Period (hrs.)	500Hrs	500Hrs	500Hrs
System (Engine & radiator) Coolant Capacity (lit)	7.7	7.7	12.5
<b>Alternator Specifications</b>			
Make	CG/LS/Equivalent	CG/LS/Equivalent	CG/LS/Equivalent
Enclosure Type	IP23	IP23	IP23
Voltage Regulation	+/- 1%	+/- 1%	+/- 1%
Class of Insulation	H	H	H
Maximum Unbalanced load across Phases	25%	25%	25%
Total Harmonic distortion	AT NO LOAD <2.5%	AT NO LOAD <2.5%	AT NO LOAD <2.5%

All Specifications are at Standard NTP operating conditions

• # Engine Power at 100 % load • \*For special application • Standard warranty of 2 Years/5000 Hours, 5 Years 5C warranty

Disclaimer: Technical data and specifications are subject to change without notice.

# TECHNICAL SPECIFICATIONS

Genset Rating (kVA)	25*	30	35
DG Model	M25DR	M30DR	MB35DR
Power Rating (kWe)	20	24	28
No. of Phases	1/3	1/3	1/3
Output Voltage (V)	230/415	230/415	230/415
Power Factor (lagging)	0.8	0.8	0.8
Current (A) (1 Phase / 3 Phase)	108.7/34.8	130.4/41.7	152.2 / 48.7
Frequency (Hz)/ RPM	50/1500	50/1500	50/1500
Governing Class	G3	G3	G3
Starting System (volt)	12 V DC electrical	12 V DC electrical	12 V DC electrical
Fuel Tank Capacity (lit)	75	115	115
Genset Weight Dry	815	915	915
Genset Dimension (LxWxH) (mm)	1990 X 900 X 1330	2325 X 980 X 1330	2325 X 980 X 1330
Controller Model	GC 1115	GC 1115	GC 1115
<b>Engine Specifications</b>			
Make	Mahindra	Mahindra	Mahindra
Model	M3205G4	M3205G5	M3205G5
Fuel system	Electronic	Electronic	Electronic
Rated Power Output (Hp)	35.1	40.0	40.0
Compression Ratio	18.7:1	18.7:1	17.2:1
Aspiration	Turbocharged	Turbocharged & Intercooled	Turbocharged & Intercooled
No. of Cylinders	3	3	3
Bore x Stroke (mm)	88.9 x 110	88.9 x 110	88.9 X 110
Displacement (Ltr)	2.0	2.0	2.0
Lube Oil Specification	SAE 15W40 CI4+	SAE 15W40 CI4+	SAE 15W40 CI4+
Total Lube Oil capacity (lit)	7	7	7
Lube Oil Change Period (hrs.)	500Hrs	500Hrs	500Hrs
System (Engine & radiator) Coolant Capacity (lit)	12.5	12.5	12.5
<b>Alternator Specifications</b>			
Make	CG/LS/Equivalent	CG/LS/Equivalent	CG/LS/Equivalent
Enclosure Type	IP23	IP23	IP23
Voltage Regulation	+/- 1%	+/- 1%	+/- 1%
Class of Insulation	H	H	H
Maximum Unbalanced load across Phases	25%	25%	25%
Total Harmonic distortion	AT NO LOAD <2.5%	AT NO LOAD <2.5%	AT NO LOAD <2.5%

All Specifications are at Standard NTP operating conditions

• # Engine Power at 100 % load • \*For special application • Standard warranty of 2 Years/5000 Hours, 5 Years 5C warranty

Disclaimer: Technical data and specifications are subject to change without notice.

## TECHNICAL SPECIFICATIONS

Genset Rating (kVA)	40	45	50
DG Model	M40DR	MB45DR	M50DR
Power Rating (kWe)	32	36	40
No. of Phases	1/3	1/3	3
Output Voltage (V)	230/415	230/415	415
Power Factor (lagging)	0.8	0.8	0.8
Current (A) (1 Phase / 3 Phase)	173.9 / 55.6	195.7 / 62.6	69.6
Frequency (Hz)/ RPM	50/1500	50/1500	50/1500
Governing Class	G3	G3	G3
Starting System (volt)	12 V DC electrical	12 V DC electrical	12 V DC electrical
Fuel Tank Capacity (lit)	115	115	156
Genset Weight Dry	990	990	1050
Genset Dimension (LxWxH) (mm)	2325 X 980 X 1330	2325 X 980 X 1330	2600 X 1130 X 1575
Controller Model	GC 1115	GC 1115	GC 1115
<b>Engine Specifications</b>			
Make	Mahindra	Mahindra	Mahindra
Model	M4275G1	M4275G1	V4355G1
Fuel system	Electronic	Electronic	Electronic
Rated Power Output (Hp)	51.8	51.8	65.4
Compression Ratio	17.2:1	18.7:1	18.7:1
Aspiration	Turbocharged & Intercooled	Turbocharged & Intercooled	Turbocharged & Intercooled
No. of Cylinders	4	4	4
Bore x Stroke (mm)	88.9 X 110	88.9 x 110	96 x 122
Displacement (Ltr)	2.7	2.7	3.5
Lube Oil Specification	SAE 15W40 CI4+	SAE 15W40 CI4+	SAE 15W40 CI4+
Total Lube Oil capacity (lit)	10.5	10.5	8.5
Lube Oil Change Period (hrs.)	500Hrs	500Hrs	500Hrs
System (Engine & radiator) Coolant Capacity (lit)	12.5	12.5	15.5
<b>Alternator Specifications</b>			
Make	CG/LS/Equivalent	CG/LS/Equivalent	CG/LS/Equivalent
Enclosure Type	IP23	IP23	IP23
Voltage Regulation	+/- 1%	+/- 1%	+/- 1%
Class of Insulation	H	H	H
Maximum Unbalanced load across Phases	25%	25%	25%
Total Harmonic distortion	AT NO LOAD <2.5%	AT NO LOAD <2.5%	AT NO LOAD <2.5%

All Specifications are at Standard NTP operating conditions

• # Engine Power at 100 % load • Standard warranty of 2 Years/5000 Hours, 5 Years 5C warranty

Disclaimer: Technical data and specifications are subject to change without notice.

# TECHNICAL SPECIFICATIONS

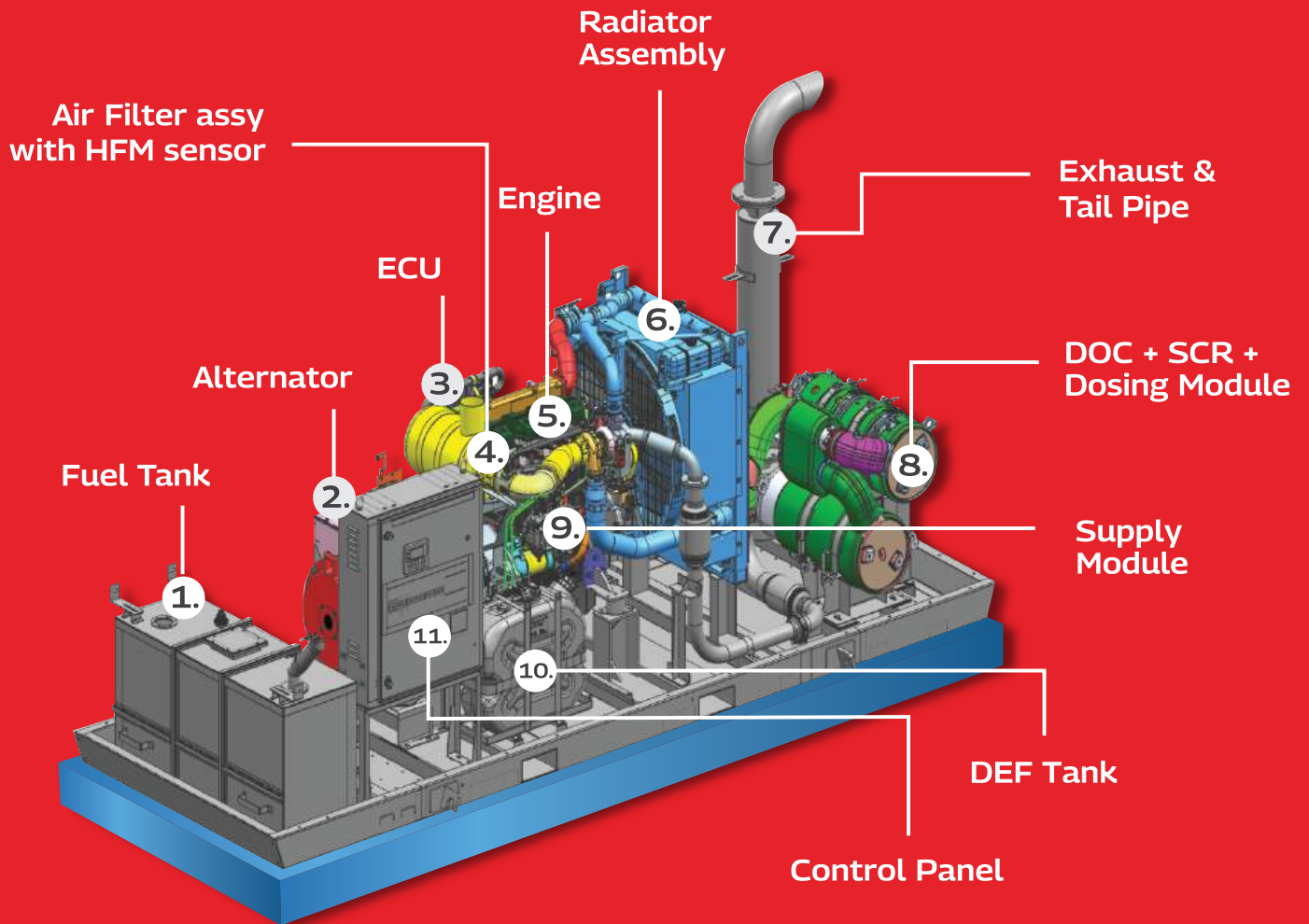
Genset Rating (kVA)	58.5	62.5	82.5
DG Model	M58.5DR	MB62.5DR	M82.5DR
Power Rating (kWe)	46.8	50	66
No. of Phases	3	3	3
Output Voltage (V)	415	415	415
Power Factor (lagging)	0.8	0.8	0.8
Current (A) (1 Phase / 3 Phase)	81.4	86.95	114.8
Frequency (Hz)/ RPM	50/1500	50/1500	50/1500
Governing Class	G3	G3	G3
Starting System (volt)	12 V DC electrical	12 V DC electrical	12 V DC electrical
Fuel Tank Capacity (lit)	156	156	169
Genset Weight Dry	1285	1285	1630
Genset Dimension (LxWxH) (mm)	2600 X 1130 X 1575	2600 X 1130 X 1575	3190X 1225 X 1575
Controller Model	GC 1115	GC 1115	GC 1115
<b>Engine Specifications</b>			
Make	Mahindra	Mahindra	Mahindra
Model	V4355G2	V4355G2	V4355G4
Fuel system	Electronic	Electronic	Electronic
Rated Power Output (Hp)	75.5	75.5	101.3
Compression Ratio	17.2:1	17.2:1	17.2:1
Aspiration	TCIC	TCIC	TCIC
No. of Cylinders	4	4	4
Bore x Stroke (mm)	96 x 122	96 x 122	96 x 122
Displacement (Ltr)	3.5	3.5	3.5
Lube Oil Specification	SAE 15W40 CI4+	SAE 15W40 CI4+	SAE 15W40 CI4+
Total Lube Oil capacity (lit)	8.5	8.5	11.5
Lube Oil Change Period (hrs.)	500Hrs	500Hrs	500Hrs
System (Engine & radiator) Coolant Capacity (lit)	15.5	15.5	22.5
DEF Capacity (Lit)			26
<b>Alternator Specifications</b>			
Make	CG/LS/Equivalent	CG/LS/Equivalent	CG/LS/Equivalent
Enclosure Type	IP23	IP23	IP23
Voltage Regulation	+/- 1%	+/- 1%	+/- 1%
Class of Insulation	H	H	H
Maximum Unbalanced load across Phases	25%	25%	25%
Total Harmonic distortion	AT NO LOAD <2.5%	AT NO LOAD <2.5%	AT NO LOAD <2.5%

All Specifications are at Standard NTP operating conditions

• # Engine Power at 100 % load • Standard warranty of 2 Years/5000 Hours, 5 Years 5C warranty

Disclaimer: Technical data and specifications are subject to change without notice.

## Key Components



## Applications



**Mahindra & Mahindra Ltd.,**  
 Mahindra Powerol  
 MHEL, 1st Floor, Gate No. 12, A-1/1,  
 Talawade Chakan Rd, Chakan Industrial Area,  
 Phase-IV, Nigoje, Maharashtra, 410501.

Dealer Stamp

